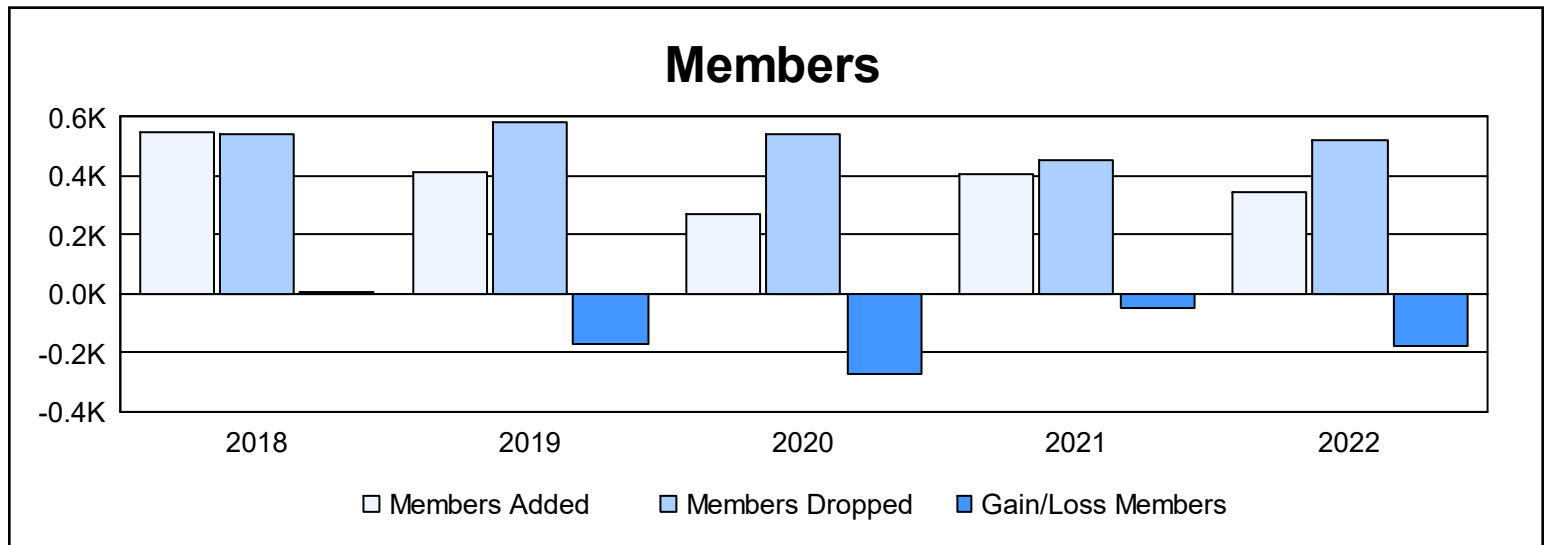
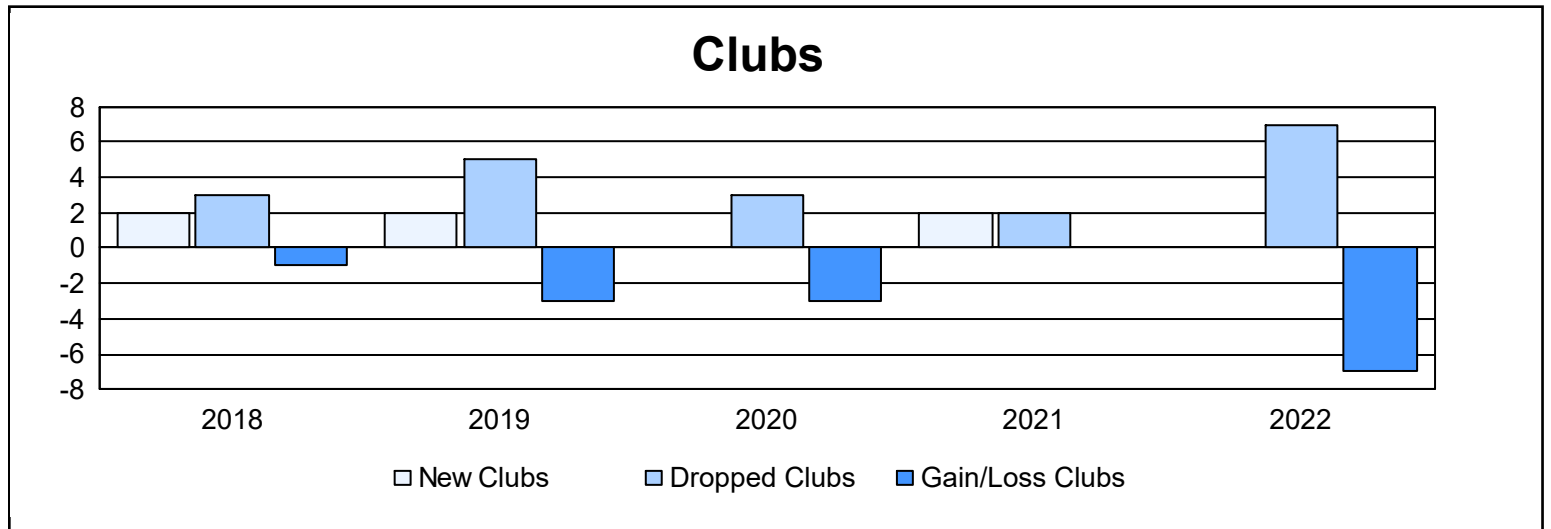
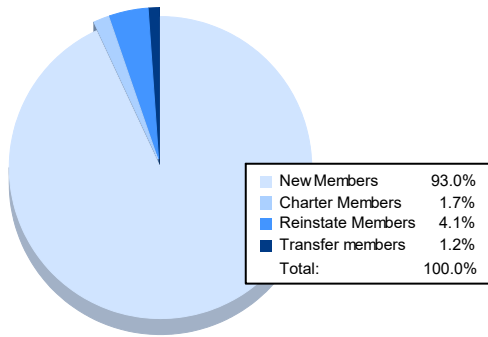


| Year           | New Clubs | Dropped Clubs | Gain/ Loss Clubs | New Members | Charter Members | Reinstate Members | Transfer Members | Total Member Added | Total Members Dropped | Gain/ Loss Members |
|----------------|-----------|---------------|------------------|-------------|-----------------|-------------------|------------------|--------------------|-----------------------|--------------------|
| 2017-2018      | 2         | 3             | -1               | 465         | 52              | 24                | 6                | 547                | 543                   | 4                  |
| 2018-2019      | 2         | 5             | -3               | 355         | 44              | 11                | 3                | 413                | 582                   | -169               |
| 2019-2020      | 0         | 3             | -3               | 242         | 3               | 18                | 8                | 271                | 541                   | -270               |
| 2020-2021      | 2         | 2             | 0                | 284         | 83              | 41                | 0                | 408                | 454                   | -46                |
| 2021-2022      | 0         | 7             | -7               | 320         | 6               | 14                | 4                | 344                | 520                   | -176               |
| <b>Average</b> | <b>1</b>  | <b>4</b>      | <b>-3</b>        | <b>333</b>  | <b>38</b>       | <b>22</b>         | <b>4</b>         | <b>397</b>         | <b>528</b>            | <b>-131</b>        |



### Membership Composition June 2022 Cumulative



### Gender Composition June 2022 Cumulative

